

Particular Features:

Specially designed internal spring provides 1,5 mm torsion
Cam does not rotate beyond quarter turn due to lid stop
IP65 is optional

Application:


Electric panels, machinery covers

Selection Instructions:

1. Select housing from page 2 for the standard version or page 3 for the safety version
2. Select drive or knob from page 4 for the standard version or page 5 for the safety version
3. Select cam from page 6 or 7
4. Select IP65 if requested by adding "-I" to the series-no.

Part Number Example

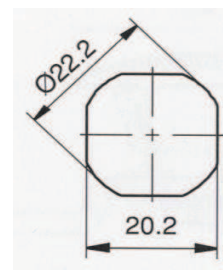
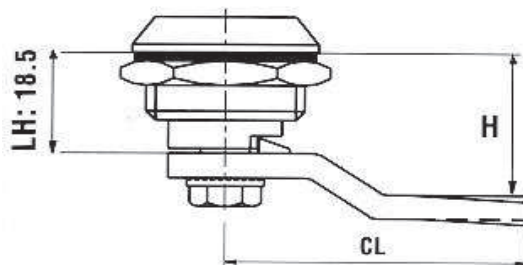
L10A(I) - ED - 03ED - 33AG



Housing

Version	Materials / Finish	Part-No.
	Zamak® DIN-EN1774-ZnAl4Cu1 chrome plated (CrVI-free)	L10A-ED-*
	Zamak® DIN-EN1774-ZnAl4Cu1 chrome plated (CrVI-free) IP65	L10AI-ED-*
	Zamak® DIN-EN1774-ZnAl4Cu1 black coated (CrVI-free)	L10A-EH-*
	Zamak® DIN-EN1774-ZnAl4Cu1 black coated (CrVI-free) IP65	L10AI-EH-*
	Polyamid Black PA6 GFR30	L10A-K-*
	Polyamid Black PA6 GFR30 IP65	L10AI-K-*



















Dimensions and Hole Preparation



CL and H according to the cam, see page 6 and 7

* Order examples for complete part numbers see page 8

Drivers

3mm Double Bit 		5mm Double Bit 		Slot 2X4 		Slot 	
Material / Finish	Part-No.	Material / Finish	Part-No.	Material / Finish	Part-No.	Material / Finish	Part-No.
Zamak® Chrome	01ED	Zamak® Chrome	02ED	Zamak® Chrome	03ED	Zamak® Chrome	04ED
Zamak® Black	01EH	Zamak® Black	02EH	Zamak® Black	03EH	Zamak® Black	04EH
Polyamid Black	01K	Polyamid Black	02K	Polyamid Black	03K		
6mm Square 		7mm Square 		8mm Square 		Railway 	
Material / Finish	Part-No.	Material / Finish	Part-No.	Material / Finish	Part-No.	Material / Finish	Part-No.
Zamak® Chrome	05ED	Zamak® Chrome	06ED	Zamak® Chrome	07ED	Zamak® Chrome	08ED
Zamak® Black	05EH	Zamak® Black	06EH	Zamak® Black	07EH	Zamak® Black	08EH
Polyamid Black	05K	Polyamid Black	06K	Polyamid Black	07K		
8mm Square Slot 		7mm Triangular 		8mm Triangular 		9mm Triangular 	
Material / Finish	Part-No.	Material / Finish	Part-No.	Material / Finish	Part-No.	Material / Finish	Part-No.
Zamak® Chrome	09ED	Zamak® Chrome	10ED	Zamak® Chrome	11ED	Zamak® Chrome	12ED
Zamak® Black	09EH	Zamak® Black	10EH	Zamak® Black	11EH	Zamak® Black	12EH
		Polyamid Black	10K	Polyamid Black	11K	Polyamid Black	12K
8mm Inner Hexagon 		10mm Inner Hexagon 		6mm Inner Square 		Torx T30 	
Material / Finish	Part-No.	Material / Finish	Part-No.	Material / Finish	Part-No.	Material / Finish	Part-No.
Zamak® Chrome	13ED	Zamak® Chrome	14ED	Zamak® Chrome	15ED	Zamak® Chrome	16ED
Zamak® Black	13EH	Zamak® Black	14EH	Zamak® Black	15EH	Zamak® Black	16EH
Knob Type X 		Knob Type Y 					
Material / Finish	Part-No.	Material / Finish	Part-No.				
Zamak® Chrome	18ED	Zamak® Chrome	19ED				
Zamak® Black	18EH	Zamak® Black	19EH				
Polyamid Black	18K	Polyamid Black	19K				

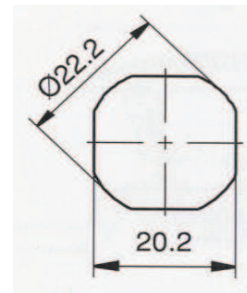
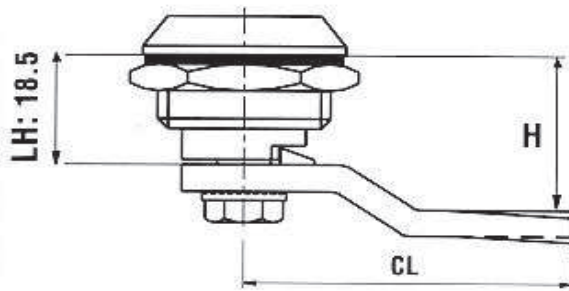
Keys

<p>3mm Double Bit</p> 	<p>5mm Double Bit</p> 		
<p>Material / Finish Part-No.</p>	<p>Material / Finish Part-No.</p>		
<p>Zamak® Chrome Cam-K-01ED</p>	<p>Zamak® Chrome Cam-K-02ED</p>		
<p>6mm Square</p> 	<p>7mm Square</p> 	<p>8mm Square</p> 	
<p>Material / Finish Part-No.</p>	<p>Material / Finish Part-No.</p>	<p>Material / Finish Part-No.</p>	
<p>Zamak® Chrome Cam-K-05ED</p>	<p>Zamak® Chrome Cam-K-06ED</p>	<p>Zamak® Chrome Cam-K-07ED</p>	
<p>7mm Triangular</p> 	<p>8mm Triangular</p> 	<p>9mm Triangular</p> 	
<p>Material / Finish Part-No.</p>	<p>Material / Finish Part-No.</p>	<p>Material / Finish Part-No.</p>	
<p>Zamak® Chrome K10ED</p>	<p>Zamak® Chrome K11ED</p>	<p>Zamak® Chrome K12ED</p>	

Drivers

Version	Material/Finish	Part-No.
 <p>SAFETY QUARTER TURN</p>	Zamak® DIN-EN1774-ZnAl4Cu1 chrome plated (CrVI-free)	L10BI-ED-30ED-*
	Zamak® DIN-EN1774-ZnAl4Cu1 black coated (CrVI-free)	L10BI-ED-30EH-*
	Zamak® DIN-EN1774-ZnAl4Cu1 chrome plated (CrVI-free)	L10B-KEY-ED
	Zamak® DIN-EN1774-ZnAl4Cu1 black coated (CrVI-free)	L10B-KEY-EH

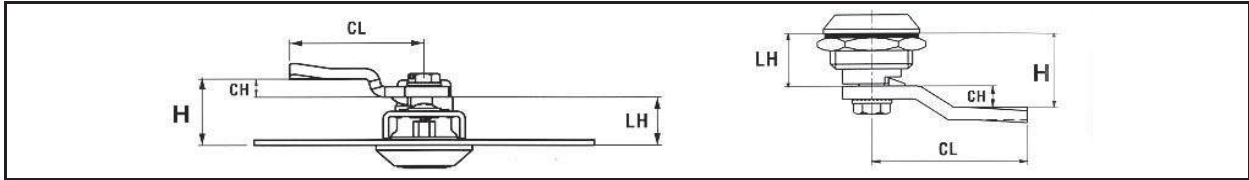
Dimensions and Hole Preparation

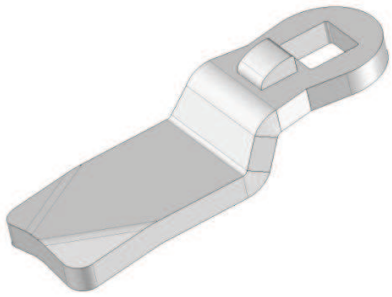
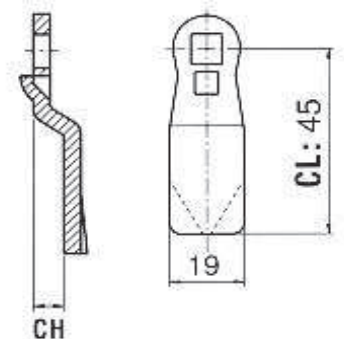


CL and H according to the cam, see page 6 and 7

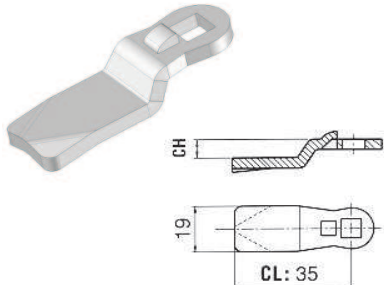
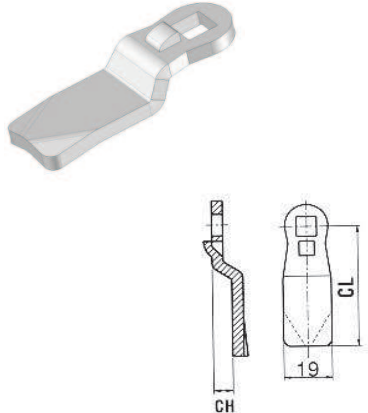
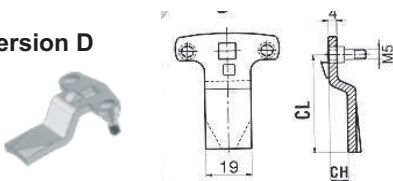
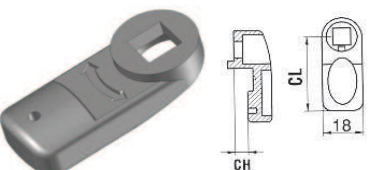
* Order examples for complete part numbers see page 8

Cams with Stopper



	H	CH	CL	Materials / Finish	Part-No.
Version A  	4,5	-14	45	Steel / Zinc plated	01AG
	6,5	-12	45	Steel / Zinc plated	02AG
	8,5	-10	45	Steel / Zinc plated	03AG
	10,5	-8	45	Steel / Zinc plated	04AG
	12,5	-6	45	Steel / Zinc plated	05AG
	14,5	-4	45	Steel / Zinc plated	06AG
	16,5	-2	45	Steel / Zinc plated	07AG
	18,5	0	45	Steel / Zinc plated	08AG
				Stainless Steel	08BP
	20,5	2	45	Stainless Steel	09BP
	21,5	3	45	Steel / Zinc plated	10AG
				Stainless Steel	10BP
	22,5	4	45	Steel / Zinc plated	11AG
				Stainless Steel	11BP
	24,5	6	45	Steel / Zinc plated	12AG
					12BP
	26,5	8	45	Steel / Zinc plated	13AG
				Stainless Steel	13BP
	28,5	10	45	Steel / Zinc plated	14AG
				Stainless Steel	14BP
	30,5	12	45	Steel / Zinc plated	15AG
			Stainless Steel	15BP	
32,5	14	45	Steel / Zinc plated	16AG	
34,5	16	45	Steel / Zinc plated	17AG	
36,5	18	45	Steel / Zinc plated	18AG	
			Stainless Steel	18BP	
38,5	20	45	Steel / Zinc plated	19AG	
40,5	22	45	Steel / Zinc plated	20AG	
42,5	24	45	Steel / Zinc plated	21AG	

Cams with Stopper

	H	CH	CL	Materials / Finish	Part-No.
Version B 	16,5	-2	35	Steel / Zinc plated	22AG
	18,5	0	35	Steel / Zinc plated	23AG
	20,5	2	35	Steel / Zinc plated	24AG
	22,5	4	35	Steel / Zinc plated	25AG
	24,5	6	35	Steel / Zinc plated	26AG
	25,5	7	35	Steel / Zinc plated	27AG
	28,5	10	35	Steel / Zinc plated	28AG
	44,5	26	35	Steel / Zinc plated	29AG
Version C 	18,5	0	29	Steel / Zinc plated	30AG
	18,5	0	38	Steel / Zinc plated	31AG
	18,5	0	66	Steel / Zinc plated	32AG
				Stainless Steel	32BP
	18,5	0	51	Steel / Zinc plated	33AG
	21,5	3	38	Steel / Zinc plated	34AG
	21,5	3	51	Steel / Zinc plated	35AG
	24,5	6	37	Steel / Zinc plated	36AG
	25,5	7	44	Steel / Zinc plated	37AG
	25,5	7	49	Steel / Zinc plated	38AG
				Stainless Steel	38BP
28,5	10	48	Steel / Zinc plated	39AG	
47,5	29	45	Steel / Zinc plated	40AG	
Version D 	18,5	0	51	Steel / Zinc plated	50AG
	25,5	7	49	Steel / Zinc plated	51AG
	30,5	12	46	Steel / Zinc plated	52AG
Version E 	14,5	-4	45	Polyamid Black	60K
	18,5	0	25	Polyamid Black	61K
	18,5	0	35	Polyamid Black	62K
	22,5	4	45	Polyamid Black	63K
	24,5	6	35	Polyamid Black	64K

Order example

Spring, Nut and Screw are always part of the set, please order like the following examples



Housing in plastic, selected from page 2

L10A-K-

Drive 8mm square, Zamak® chrome,
selected from page 4

07ED-

Cam Version A, steel zinc plated, CH = 14mm
selected from page 6

16AG

Complete part number

L10A-K-07ED-16AG



Housing in Zamak®, chrom plated, IP65,
selected from page 3

L10AI-ED-

Drive Knob Type X, zamac black,
selected from page 4

18EH-

Cam Version A, steel zinc plated, CH = 8mm
selected from page 6

13AG

Complete part number

L10AI-ED-18EH-13AG

All locks will be delivered as pre-assembled parts

Particular Features:

Especially useful for sound-proof or isolated doors
Lock supplied with suitable housing as standard
IP65 is optional

Application:

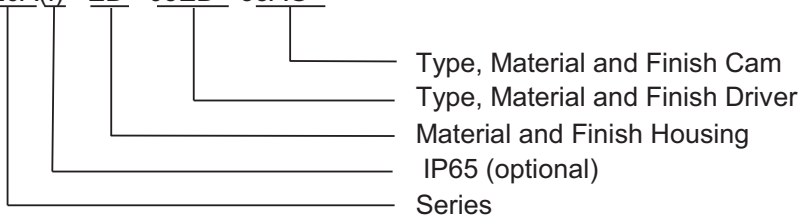
Isolated covers

Selection Instructions:

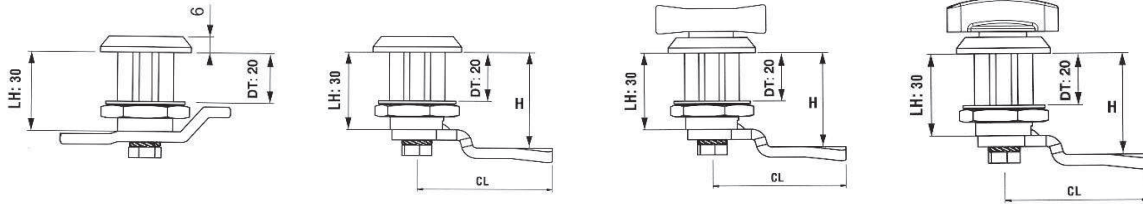
1. Select housing from page 10 to 13
2. Select drive or knob from page 14
3. Select cam from page 15 or 16
4. Select IP65 if requested by adding "-I" to the part-no.

Part Number Example



L20A(I) - ED - 03ED - 33AG



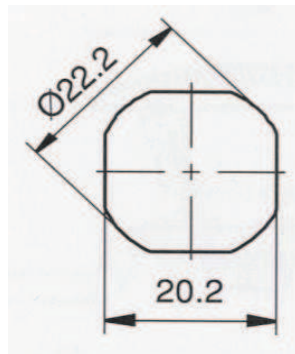
Housing Door Thicknes 20 mm



CL and H according to the selected cam, see page 15 and 16

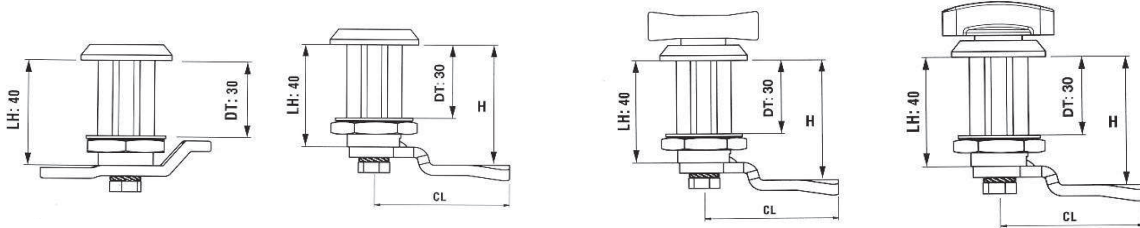
Version	Materials / Finish	Part-No.
	Zamak® DIN-EN1774-ZnAl4Cu1 chrome plated (CrVI-free)	L20A-ED-*
	Zamak® DIN-EN1774-ZnAl4Cu1 chrome plated (CrVI-free) IP65	L20AI-ED-*
	Zamak® DIN-EN1774-ZnAl4Cu1 black coated (CrVI-free)	L20A-EH-*
	Zamak® DIN-EN1774-ZnAl4Cu1 black coated (CrVI-free) IP65	L20AI-EH-*

Hole Preparation





* Order examples for complete part numbers see page 17

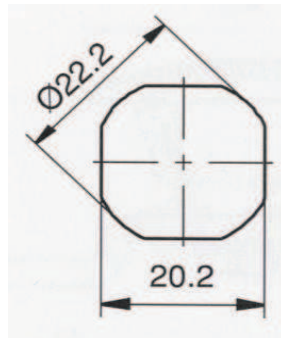
Housing Door Thicknes 30 mm



CL and H according to the selected cam, see page 15 and 16

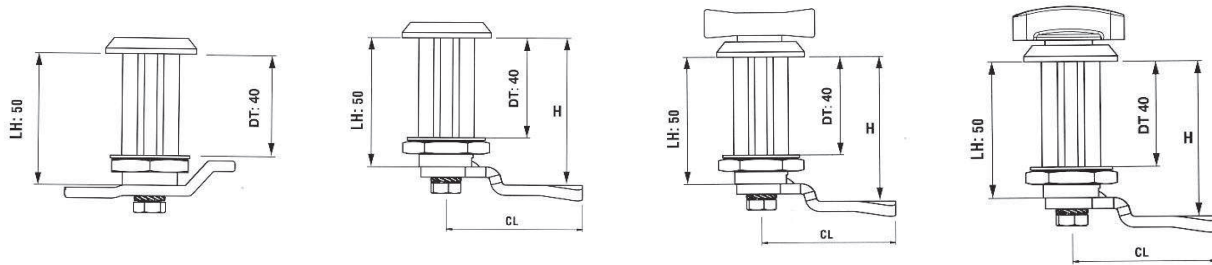
Version	Materials / Finish	Part-No.
	Zamak® DIN-EN1774-ZnAl4Cu1 chrome plated (CrVI-free)	L20B-ED-*
	Zamak® DIN-EN1774-ZnAl4Cu1 chrome plated (CrVI-free) IP65	L20BI-ED-*
	Zamak® DIN-EN1774-ZnAl4Cu1 black coated (CrVI-free)	L20B-EH-*
	Zamak® DIN-EN1774-ZnAl4Cu1 black coated (CrVI-free) IP65	L20BI-EH-*

Hole Preparation





* Order examples for complete part numbers see page 17

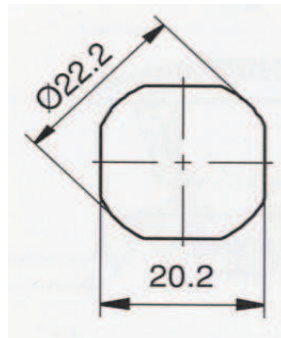
Housing Door Thicknes 40 mm



CL and H according to the selected cam, see page 15 and 16

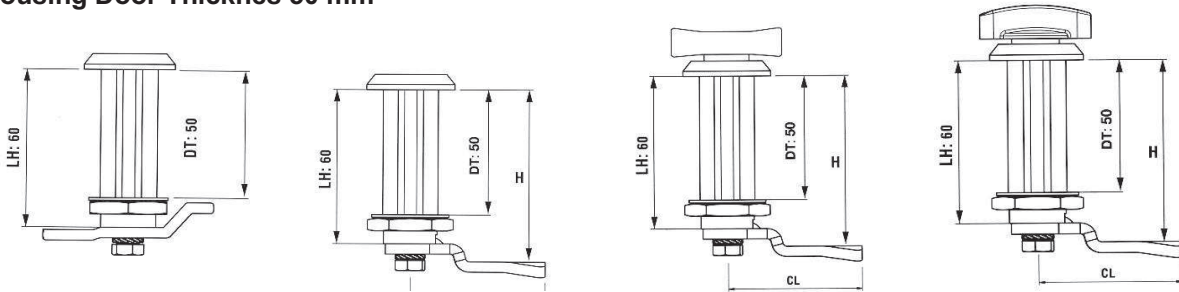
Version	Materials / Finish	Part-No.
	Zamak® DIN-EN1774-ZnAl4Cu1 chrome plated (CrVI-free)	L20C-ED-*
	Zamak® DIN-EN1774-ZnAl4Cu1 chrome plated (CrVI-free) IP65	L20CI-ED-*
	Zamak® DIN-EN1774-ZnAl4Cu1 black coated (CrVI-free)	L20C-EH-*
	Zamak® DIN-EN1774-ZnAl4Cu1 black coated (CrVI-free) IP65	L20CI-EH-*

Hole Preparation





* Order examples for complete part numbers see page 17

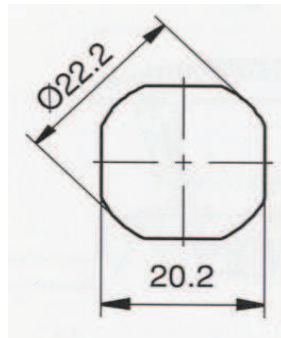
Housing Door Thicknes 50 mm



CL and H according to the selected cam, see page 15 and 16





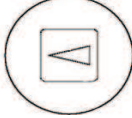
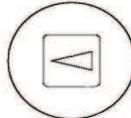












Version	Materials / Finish	Part-No.
	Zamak® DIN-EN1774-ZnAl4Cu1 chrome plated (CrVI-free)	L20D-ED-*
	Zamak® DIN-EN1774-ZnAl4Cu1 chrome plated (CrVI-free) IP65	L20DI-ED-*
	Zamak® DIN-EN1774-ZnAl4Cu1 black coated (CrVI-free)	L20D-EH-*
	Zamak® DIN-EN1774-ZnAl4Cu1 black coated (CrVI-free) IP65	L20DI-EH-*

Hole Preparation

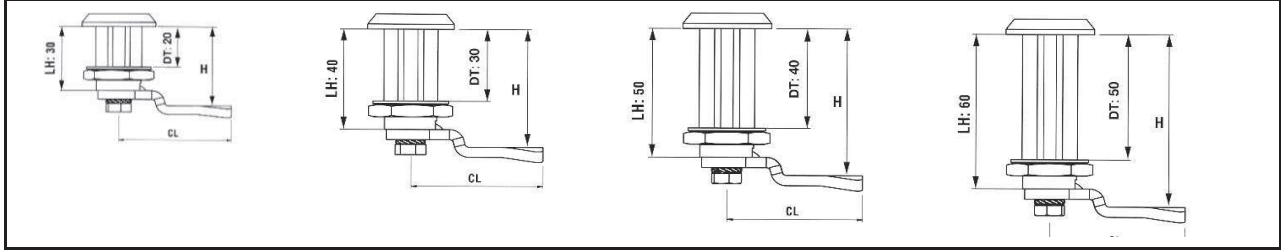


* Order examples for complete part numbers see page 17

Drivers

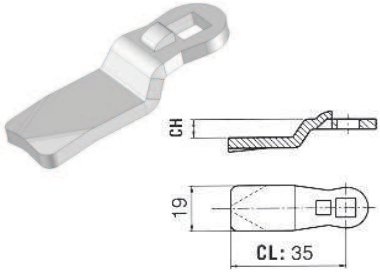
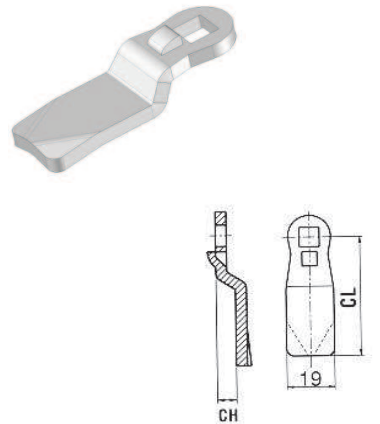
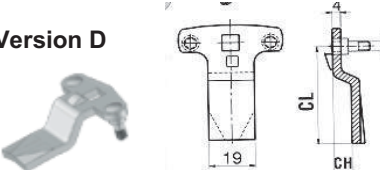
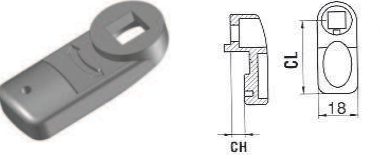
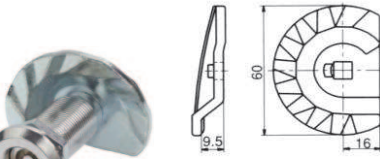
3mm Double Bit 		5mm Double Bit 		Slot 2X4 		Slot 	
Material / Finish	Part-No.	Material / Finish	Part-No.	Material / Finish	Part-No.	Material / Finish	Part-No.
Zamak® Chrome	01ED	Zamak® Chrome	02ED	Zamak® Chrome	03ED	Zamak® Chrome	04ED
Zamak® Black	01EH	Zamak® Black	02EH	Zamak® Black	03EH	Zamak® Black	04EH
Polyamid Black	02K	Polyamid Black	02K	Polyamid Black	03K		
6mm Square 		7mm Square 		8mm Square 		Railway 	
Material / Finish	Part-No.	Material / Finish	Part-No.	Material / Finish	Part-No.	Material / Finish	Part-No.
Zamak® Chrome	05ED	Zamak® Chrome	06ED	Zamak® Chrome	07ED	Zamak® Chrome	08ED
Zamak® Black	05EH	Zamak® Black	06EH	Zamak® Black	07EH	Zamak® Black	08EH
Polyamid Black	05K	Polyamid Black	06K	Polyamid Black	07K		
8mm Square Slot 		7mm Triangular 		8mm Triangular 		9mm Triangular 	
Material / Finish	Part-No.	Material / Finish	Part-No.	Material / Finish	Part-No.	Material / Finish	Part-No.
Zamak® Chrome	09ED	Zamak® Chrome	10ED	Zamak® Chrome	11ED	Zamak® Chrome	12ED
Zamak® Black	09EH	Zamak® Black	10EH	Zamak® Black	11EH	Zamak® Black	12EH
		Polyamid Black	10K	Polyamid Black	11K	Polyamid Black	12K
8mm Inner Hexagon 		10mm Inner Hexagon 		6mm Inner Square 		Torx T30 	
Material / Finish	Part-No.	Material / Finish	Part-No.	Material / Finish	Part-No.	Material / Finish	Part-No.
Zamak® Chrome	13ED	Zamak® Chrome	14ED	Zamak® Chrome	15ED	Zamak® Chrome	16ED
Zamak® Black	13EH	Zamak® Black	14EH	Zamak® Black	15EH	Zamak® Black	16EH
Knob Type X 		Knob Type Y 					
Material / Finish	Part-No.	Material / Finish	Part-No.				
Zamak® Chrome	18ED	Zamak® Chrome	19ED				
Zamak® Black	18EH	Zamak® Black	19EH				
Polyamid Black	18K	Polyamid Black	19K				

Cams with Stopper



	LH30	LH40	LH50	LH60	CH	CL	Materials / Finish	Part-No.
	H	H	H	H				
Version A 	16	26	36	46	-14	45	Steel / Zinc plated	01AG
	18	28	38	48	-12	45	Steel / Zinc plated	02AG
	20	30	40	50	-10	45	Steel / Zinc plated	03AG
	22	32	42	52	-8	45	Steel / Zinc plated	04AG
	24	34	44	54	-6	45	Steel / Zinc plated	05AG
	26	36	46	56	-4	45	Steel / Zinc plated	06AG
	28	38	48	58	-2	45	Steel / Zinc plated	07AG
	30	40	50	60	0	45	Steel / Zinc plated Stainless Steel	08AG 08BP
	32	42	52	62	2	45	Stainless Steel	09BP
	33	43	53	63	3	45	Steel / Zinc plated Stainless Steel	10AG 10BP
	34	44	54	64	4	45	Steel / Zinc plated Stainless Steel	11AG 11BP
	36	46	56	66	6	45	Steel / Zinc plated Stainless Steel	12AG 12BP
	38	48	58	68	8	45	Steel / Zinc plated Stainless Steel	13AG 13BP
	40	50	60	70	10	45	Steel / Zinc plated Stainless Steel	14AG 14BP
	42	52	62	72	12	45	Steel / Zinc plated Stainless Steel	15AG 15BP
	44	54	64	74	14	45	Steel / Zinc plated	16AG
	46	56	66	76	16	45	Steel / Zinc plated	17AG
	48	58	68	78	18	45	Steel / Zinc plated Stainless Steel	18AG 18BP
	50	60	70	80	20	45	Steel / Zinc plated	19AG
	52	62	72	82	22	45	Steel / Zinc plated	20AG
	54	64	74	84	24	45	Steel / Zinc plated	21AG

Cams with Stopper

	LH30	LH40	LH50	LH60	CH	CL	Materials / Finish	Part-No.
	H	H	H	H				
Version B 	28	38	48	58	-2	35	Steel / Zinc plated	22AG
	30	40	50	60	0	35	Steel / Zinc plated	23AG
	32	42	52	62	2	35	Steel / Zinc plated	24AG
	34	44	54	64	4	35	Steel / Zinc plated	25AG
	36	46	56	66	6	35	Steel / Zinc plated	26AG
	37	47	57	67	7	35	Steel / Zinc plated	27AG
	40	50	60	70	10	35	Steel / Zinc plated	28AG
	56	66	76	86	26	35	Steel / Zinc plated	29AG
Version C 	30	40	50	60	0	29	Steel / Zinc plated	30AG
	30	40	50	60	0	38	Steel / Zinc plated	31AG
	30	40	50	60	0	66	Steel / Zinc plated Stainless Steel	32AG 32BP
	30	40	50	60	0	51	Steel / Zinc plated	33AG
	33	43	53	63	3	38	Steel / Zinc plated	34AG
	33	43	53	63	3	51	Steel / Zinc plated	35AG
	36	46	56	66	6	37	Steel / Zinc plated	36AG
	37	47	57	67	7	44	Steel / Zinc plated	37AG
	37	47	57	67	7	49	Steel / Zinc plated Stainless Steel	38AG 38BP
	40	50	60	70	10	48	Steel / Zinc plated	39AG
	59	69	79	89	29	45	Steel / Zinc plated	40AG
	Version D 	30	40	50	60	0	51	Steel / Zinc plated
37		47	57	67	7	49	Steel / Zinc plated	51AG
42		52	62	72	12	46	Steel / Zinc plated	52AG
Version E 	26	36	46	56	-4	45	Polyamid Black	60K
	30	40	50	60	0	25	Polyamid Black	61K
	30	40	50	60	0	35	Polyamid Black	62K
	34	44	54	64	4	45	Polyamid Black	63K
	36	46	56	66	6	35	Polyamid Black	64K
Version F (Multi Cam) 	20,5 to 30,0	30,5 to 40,0	40,5 to 50,0	50,5 to 60,0	-9,5 to 0,0	(30)	Steel / Zinc plated	99AG

Order example

Spring, Nut, Adapter and Screw are always part of the set, please order like the following examples



Housing in Zamak® black, door thickness 30mm
selected from page 11

L20B-EH-

Drive 8mm square, Zamak® chrome,
selected from page 14

07ED-

Cam Version A, steel zinc plated, CH = 14mm
selected from page 15

16AG

Complete part number

L20B-EH-07ED-16AG



Housing in Zamak®, chrom plated,
door thickness 50mm, IP65, selected from page 13

L20DI-ED-

Drive Knob Type X, zamac black,
selected from page 14

18EH-

Cam Version A, steel zinc plated, CH = 8mm
selected from page 15

13AG

Complete part number

L20DI-ED-18EH-13AG

Particular Features:

Lock is designed to act like a knob
IP65 is standard for L30A

Application:

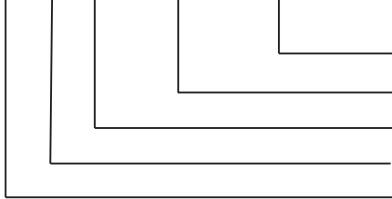
Machinery covers, electric panels

Selection Instructions:

1. Select housing from page 19
2. Select drive from page 20
3. Select cam from page 21 or 22

Part Number Example

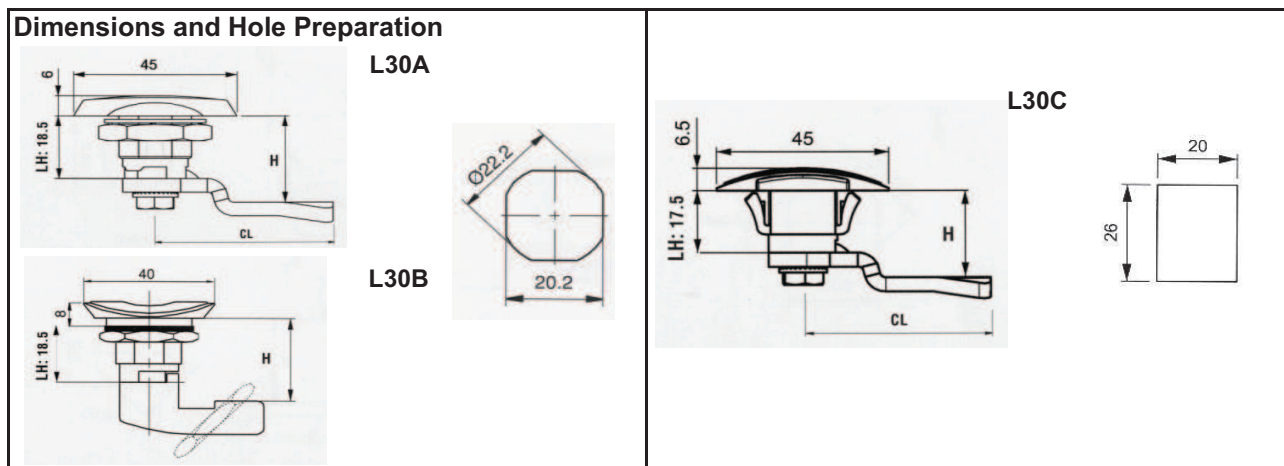
L30A I - ED - 03ED - 33AG



Type, Material and Finish Cam
Type, Material and Finish Driver
Material and Finish Housing
IP65 (standard for CAM L30A and L30B, not available for L30C)
Series





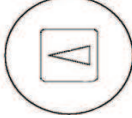
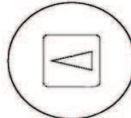












Version	Materials / Finish	Part-No.
	Polyamid Black PA6 GFR30 IP65	L30AI-K-*
	Polyamid Black PA6 GFR30 IP65	L30BI-K-*
	Polyamid Black PA6 GFR30	L30C-K-*

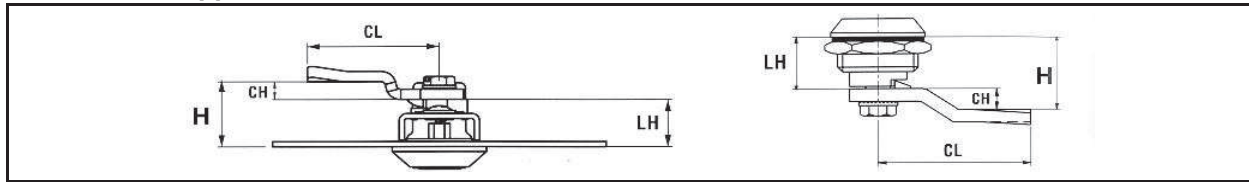


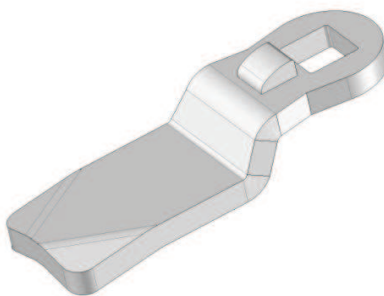
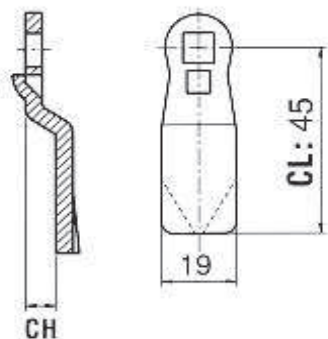
* Order examples for complete part numbers see page 23

Drivers

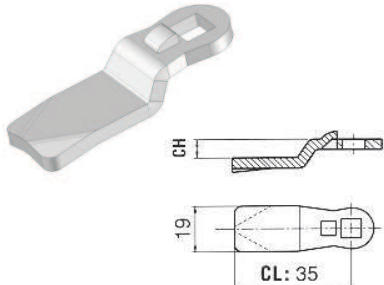
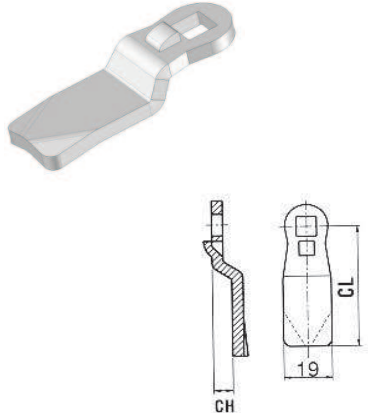
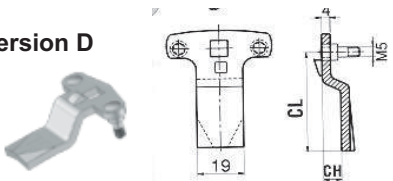
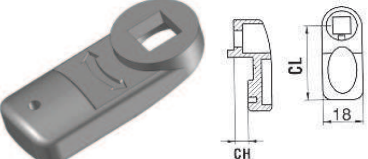
3mm Double Bit 	5mm Double Bit 	Slot 2X4 	Slot 
Material / Finish Part-No. Zamak® Chrome 01ED Zamak® Black 01EH Polyamid Black 02K	Material / Finish Part-No. Zamak® Chrome 02ED Zamak® Black 02EH Polyamid Black 02K	Material / Finish Part-No. Zamak® Chrome 03ED Zamak® Black 03EH Polyamid Black 03K	Material / Finish Part-No. Zamak® Chrome 04ED Zamak® Black 04EH
6mm Square 	7mm Square 	8mm Square 	Railway 
Material / Finish Part-No. Zamak® Chrome 05ED Zamak® Black 05EH Polyamid Black 05K	Material / Finish Part-No. Zamak® Chrome 06ED Zamak® Black 06EH Polyamid Black 06K	Material / Finish Part-No. Zamak® Chrome 07ED Zamak® Black 07EH Polyamid Black 07K	Material / Finish Part-No. Zamak® Chrome 08ED Zamak® Black 08EH
8mm Square Slot 	7mm Triangular 	8mm Triangular 	9mm Triangular 
Material / Finish Part-No. Zamak® Chrome 09ED Zamak® Black 09EH	Material / Finish Part-No. Zamak® Chrome 10ED Zamak® Black 10EH Polyamid Black 10K	Material / Finish Part-No. Zamak® Chrome 11ED Zamak® Black 11EH Polyamid Black 11K	Material / Finish Part-No. Zamak® Chrome 12ED Zamak® Black 12EH Polyamid Black 12K
8mm Inner Hexagon 	10mm Inner Hexagon 	6mm Inner Square 	Torx T30 
Material / Finish Part-No. Zamak® Chrome 13ED Zamak® Black 13EH	Material / Finish Part-No. Zamak® Chrome 14ED Zamak® Black 14EH	Material / Finish Part-No. Zamak® Chrome 15ED Zamak® Black 15EH	Material / Finish Part-No. Zamak® Chrome 16ED Zamak® Black 16EH

Cams with Stopper



	H	CH	CL	Materials / Finish	Part-No.
Version A  	4,5	-14	45	Steel / Zinc plated	01AG
	6,5	-12	45	Steel / Zinc plated	02AG
	8,5	-10	45	Steel / Zinc plated	03AG
	10,5	-8	45	Steel / Zinc plated	04AG
	12,5	-6	45	Steel / Zinc plated	05AG
	14,5	-4	45	Steel / Zinc plated	06AG
	16,5	-2	45	Steel / Zinc plated	07AG
	18,5	0	45	Steel / Zinc plated	08AG
				Stainless Steel	08BP
	20,5	2	45	Stainless Steel	09BP
	21,5	3	45	Steel / Zinc plated	10AG
				Stainless Steel	10BP
	22,5	4	45	Steel / Zinc plated	11AG
				Stainless Steel	11BP
	24,5	6	45	Steel / Zinc plated	12AG
				Stainless Steel	12BP
	26,5	8	45	Steel / Zinc plated	13AG
				Stainless Steel	13BP
	28,5	10	45	Steel / Zinc plated	14AG
				Stainless Steel	14BP
	30,5	12	45	Steel / Zinc plated	15AG
			Stainless Steel	15BP	
32,5	14	45	Steel / Zinc plated	16AG	
34,5	16	45	Steel / Zinc plated	17AG	
36,5	18	45	Steel / Zinc plated	18AG	
			Stainless Steel	18BP	
38,5	20	45	Steel / Zinc plated	19AG	
40,5	22	45	Steel / Zinc plated	20AG	
42,5	24	45	Steel / Zinc plated	21AG	

Cams with Stopper

	H	CH	CL	Materials / Finish	Part-No.
Version B 	16,5	-2	35	Steel / Zinc plated	22AG
	18,5	0	35	Steel / Zinc plated	23AG
	20,5	2	35	Steel / Zinc plated	24AG
	22,5	4	35	Steel / Zinc plated	25AG
	24,5	6	35	Steel / Zinc plated	26AG
	25,5	7	35	Steel / Zinc plated	27AG
	28,5	10	35	Steel / Zinc plated	28AG
	44,5	26	35	Steel / Zinc plated	29AG
Version C 	18,5	0	29	Steel / Zinc plated	30AG
	18,5	0	38	Steel / Zinc plated	31AG
	18,5	0	66	Steel / Zinc plated	32AG
				Stainless Steel	32BP
	18,5	0	51	Steel / Zinc plated	33AG
	21,5	3	38	Steel / Zinc plated	34AG
	21,5	3	51	Steel / Zinc plated	35AG
	24,5	6	37	Steel / Zinc plated	36AG
	25,5	7	44	Steel / Zinc plated	37AG
	25,5	7	49	Steel / Zinc plated	38AG
				Stainless Steel	38BP
	28,5	10	48	Steel / Zinc plated	39AG
47,5	29	45	Steel / Zinc plated	40AG	
Version D 	18,5	0	51	Steel / Zinc plated	50AG
	25,5	7	49	Steel / Zinc plated	51AG
	30,5	12	46	Steel / Zinc plated	52AG
Version E 	14,5	-4	45	Polyamid Black	60K
	18,5	0	25	Polyamid Black	61K
	18,5	0	35	Polyamid Black	62K
	22,5	4	45	Polyamid Black	63K
	24,5	6	35	Polyamid Black	64K

Order example

Spring, Nut and Screw are always part of the set, please order like the following examples



Housing plastic, selected from page 19

L30AI-K-*

Drive 3mm double bit, Zamak® chrome,
selected from page 20

01ED-

Cam Version A, steel zinc plated, CH = 14mm
selected from page 21

16AG

Complete part number

L30AI-K-01ED-16AG



Housing plastic, selected from page 19

L30C-K-*

Drive 3mm double bit, Zamak® chrome,
selected from page 20

01K-

Cam Version A, steel zinc plated, CH = 14mm
selected from page 21

16AG

Complete part number

L30C-K-01K-16AG

Particular Features:

Spring loaded cam provides depress-to-lock action

Distance between inside of lock face and front of cam is fixed at 22,5 mm

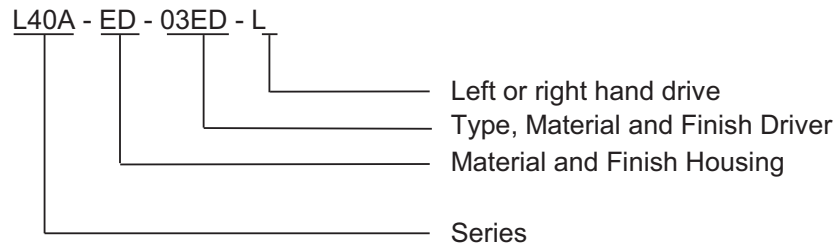
Application:



Machinery covers, electric panels

Selection Instructions:

1. Select drive from page 26
2. Select lefthand or right hand drive

Part Number Example




Version	Materials / Finish	Part-No.
	Zamak® DIN-EN1774-ZnAl4Cu1 chrome plated (CrVI-free) left hand drive	L40A-ED-*-L
	Zamak® DIN-EN1774-ZnAl4Cu1 chrome plated (CrVI-free) right hand drive	L40A-ED-*-R



push to door

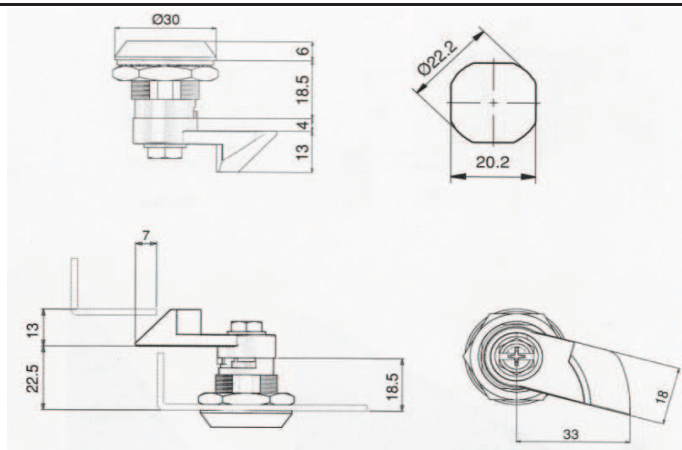


cam will move upright
when touches the body







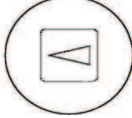
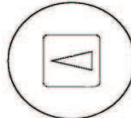










When the cam is free, cam will move
downright by spring and the door
will be locked

Dimensions and Hole Preparation



* drive selected from page 26

Drivers

3mm Double Bit 	5mm Double Bit 	Slot 2X4 	Slot 
Material / Finish Part-No. Zamak® Chrome 01ED Zamak® Black 01EH Polyamid Black 02K	Material / Finish Part-No. Zamak® Chrome 02ED Zamak® Black 02EH Polyamid Black 02K	Material / Finish Part-No. Zamak® Chrome 03ED Zamak® Black 03EH Polyamid Black 03K	Material / Finish Part-No. Zamak® Chrome 04ED Zamak® Black 04EH
6mm Square 	7mm Square 	8mm Square 	Railway 
Material / Finish Part-No. Zamak® Chrome 05ED Zamak® Black 05EH Polyamid Black 05K	Material / Finish Part-No. Zamak® Chrome 06ED Zamak® Black 06EH Polyamid Black 06K	Material / Finish Part-No. Zamak® Chrome 07ED Zamak® Black 07EH Polyamid Black 07K	Material / Finish Part-No. Zamak® Chrome 08ED Zamak® Black 08EH
8mm Square Slot 	7mm Triangular 	8mm Triangular 	9mm Triangular 
Material / Finish Part-No. Zamak® Chrome 09ED Zamak® Black 09EH	Material / Finish Part-No. Zamak® Chrome 10ED Zamak® Black 10EH Polyamid Black 10K	Material / Finish Part-No. Zamak® Chrome 11ED Zamak® Black 11EH Polyamid Black 11K	Material / Finish Part-No. Zamak® Chrome 12ED Zamak® Black 12EH Polyamid Black 12K
8mm Inner Hexagon 	10mm Inner Hexagon 	6mm Inner Square 	Torx T30 
Material / Finish Part-No. Zamak® Chrome 13ED Zamak® Black 13EH	Material / Finish Part-No. Zamak® Chrome 14ED Zamak® Black 14EH	Material / Finish Part-No. Zamak® Chrome 15ED Zamak® Black 15EH	Material / Finish Part-No. Zamak® Chrome 16ED Zamak® Black 16EH

Particular Features:

Specially designed internal spring provides 1 mm torsion

Application:

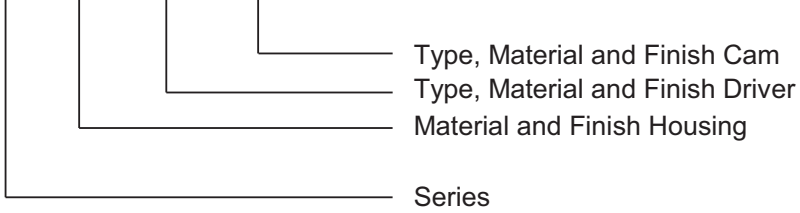
Electric panels, machinery covers

Selection Instructions:

1. Select housing from page 28
2. Select drive or knob from page 29
3. Select cam from page 29

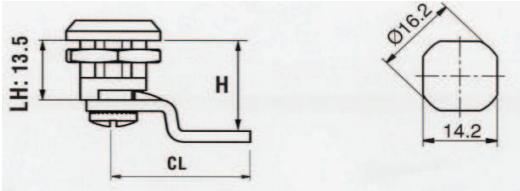
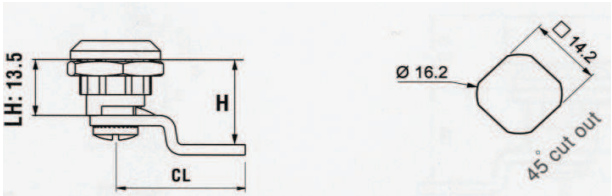
Part Number Example

L50A - ED - 03ED - 33AG




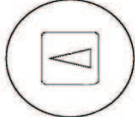


Housing

Version	Materials / Finish	Part-No.
	Zamak® DIN-EN1774-ZnAl4Cu1 chrome plated (CrVI-free) cut out standard	L50A-ED-*
	Zamak® DIN-EN1774-ZnAl4Cu1 chrome plated (CrVI-free) cut out 45°	L50B-ED-*
	Zamak® DIN-EN1774-ZnAl4Cu1 black coated (CrVI-free) cut out standard	L50A-EH-*
	Zamak® DIN-EN1774-ZnAl4Cu1 black coated (CrVI-free) cut out 45°	L50B-EH-*
	Polyamid Black PA6 GFR30 cut out standard	L50A-K-*
	Polyamid Black PA6 GFR30 cut out 45°	L50B-K-*

Dimensions and Hole Preparation L50A	L50B
	

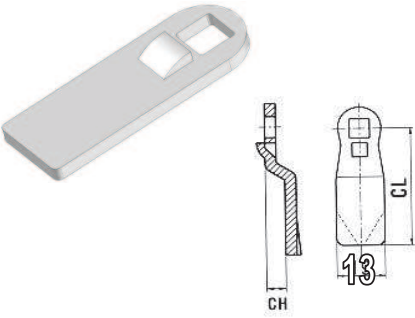
* Order examples for complete part numbers see page 29

Drivers

Slot 2X4		6mm Square		7mm Triangular		Knob Type Y *	
							
Material / Finish	Part-No.	Material / Finish	Part-No.	Material / Finish	Part-No.	Material / Finish	Part-No.
03ED	Zamak® Chrome	05ED	Zamak® Chrome	10ED	Zamak® Chrome	19ED	Zamak® Chrome
03EH	Zamak® Black	05EH	Zamak® Black	10EH	Zamak® Black	19EH	Zamak® Black
03K	Polyamid Black	05K	Polyamid Black	10K	Polyamid Black	19K	Polyamid Black

* only with housing version A available

Cams

Version C	H	CH	CL	Materials / Finish	Part-No.
	7,5	-6	25	Steel / Zinc plated	50AG
	13,5	0	25	Steel / Zinc plated	51AG
	19,5	6	25	Steel / Zinc plated	52AG
	20,5	7	30	Steel / Zinc plated	53AG
	13,5	0	33	Steel / Zinc plated	54AG

Order example



Housing plastic, standard cut out,
selected from page 28

L50A-K-*

Drive 6mm square, Zamak® chrome,
selected from above

05ED-

Cam Version C, CH = 6 mm; CL 25 mm
selected from above

52AG

Complete part number

L50A-K-05ED-52AG

Particular Features:

- Quarter turn operation
- Available in all all die-cast zinc alloy or with polyamid housing
- IP65 is optional
- Keyed alike, keyed different and Euro Key 5333


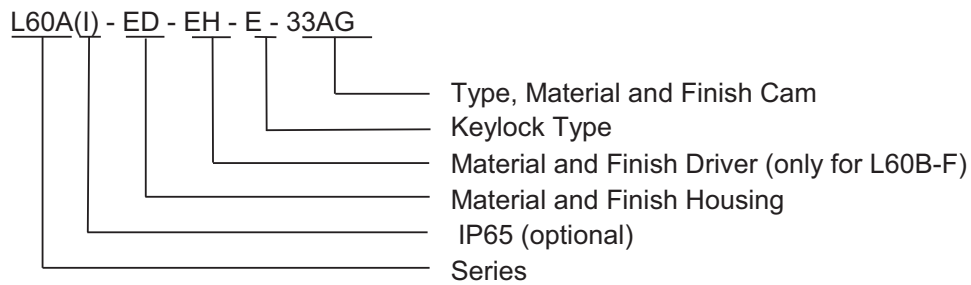
Application:

Electric panels, machinery covers




Selection Instructions:

1. Select series from page 31 to 40
2. Select keylock type from page 41
3. Select cam from page 42 and 43
4. Select IP65 if requested by adding "-I" to the series-no.

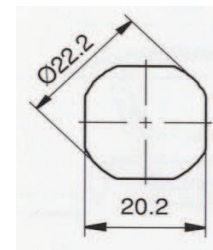
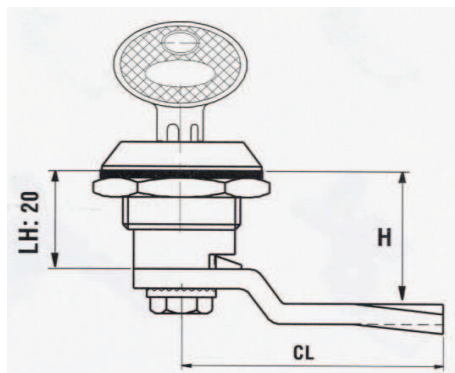
Part Number Example



Housing

Version	Materials / Finish	Part-No.
	Zamak® DIN-EN1774-ZnAl4Cu1 chrome plated (CrVI-free)	L60A-ED-*
	Zamak® DIN-EN1774-ZnAl4Cu1 chrome plated (CrVI-free) IP65	L60AI-ED-*
	Zamak® DIN-EN1774-ZnAl4Cu1 black coated (CrVI-free)	L60A-EH-*
	Zamak® DIN-EN1774-ZnAl4Cu1 black coated (CrVI-free) IP65	L60AI-EH-*
	Polyamid Black PA6 GFR30	L60A-K-*
	Polyamid Black PA6 GFR30 IP65	L60AI-K-*

Dimensions and Hole Preparation

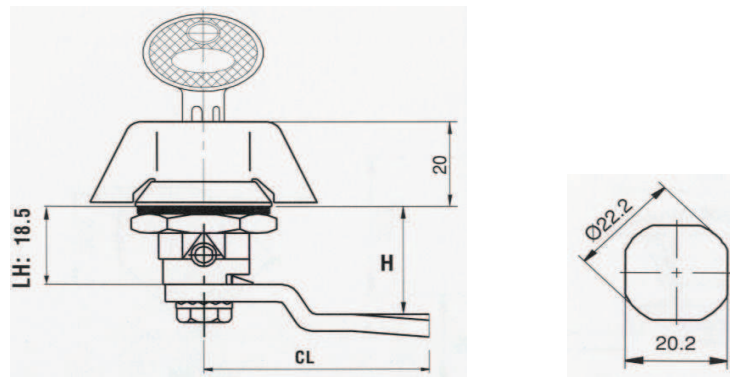


* Order examples for complete part numbers see page 44

Housing

Version	Materials / Finish	Part-No.
	Zamak® DIN-EN1774-ZnAl4Cu1 chrome plated (CrVI-free)	L60B-ED-ED-*
	Zamak® DIN-EN1774-ZnAl4Cu1 chrome plated (CrVI-free) IP65	L60BI-ED-ED-*
	Zamak® DIN-EN1774-ZnAl4Cu1 black coated (CrVI-free)	L60B-EH-EH-*
	Zamak® DIN-EN1774-ZnAl4Cu1 black coated (CrVI-free) IP65	L60BI-EH-EH-*
	Polyamid Black PA6 GFR30	L60B-K-K-*
	Polyamid Black PA6 GFR30 IP65	L60BI-K-K*

Dimensions and Hole Preparation

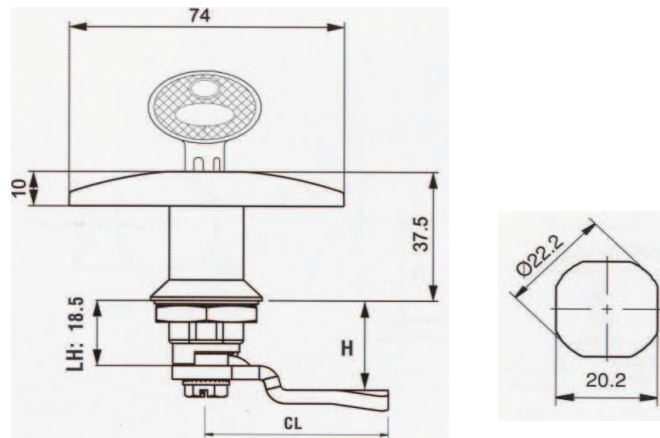


* Order examples for complete part numbers see page 44

Housing

Version	Materials / Finish	Part-No.
	Zamak® DIN-EN1774-ZnAl4Cu1 chrome plated (CrVI-free)	L60C-ED-ED-*
	Zamak® DIN-EN1774-ZnAl4Cu1 black coated (CrVI-free)	L60C-EH-EH-*
	Polyamid Black PA6 GFR30	L60C-K-K-*

Dimensions and Hole Preparation

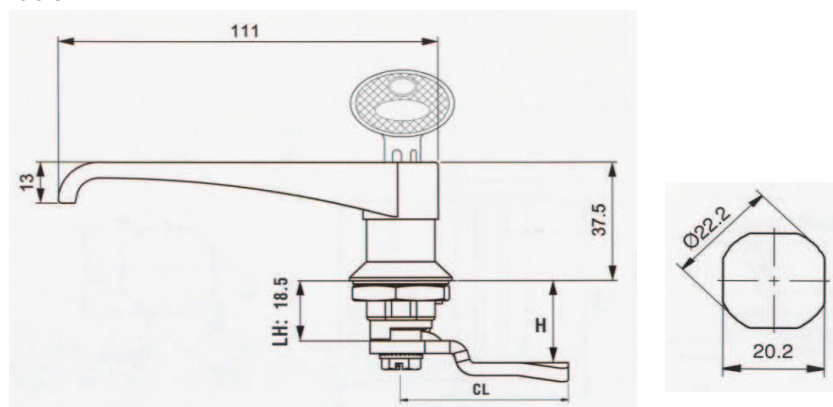


* Order examples for complete part numbers see page 44

Housing

Version	Materials / Finish	Part-No.
	Zamak® DIN-EN1774-ZnAl4Cu1 chrome plated (CrVI-free)	L60D-ED-ED-*
	Zamak® DIN-EN1774-ZnAl4Cu1 black coated (CrVI-free)	L60D-EH-EH-*
	Polyamid Black PA6 GFR30	L60D-K-K-*

Dimensions and Hole Preparation



* Order examples for complete part numbers see page 44

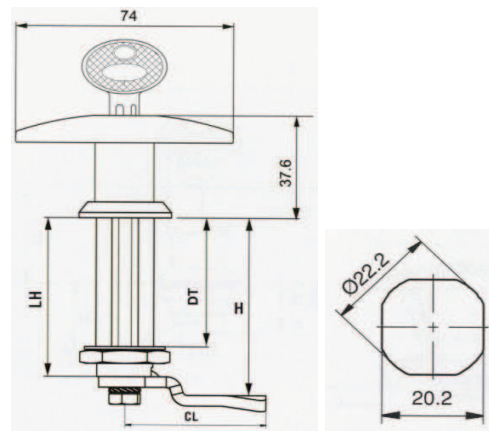
Housing

Version	Materials / Finish	Part-No.
	Zamak® DIN-EN1774-ZnAl4Cu1 chrome plated (CrVI-free)	L60E-ED-ED-DT*
	Zamak® DIN-EN1774-ZnAl4Cu1 black coated (CrVI-free)	L60E-EH-EH-DT*
	Polyamid Black PA6 GFR30	L60E-K-K-DT*

Dimensions and Hole Preparation




DT = Door Thickness

DT	LH
20	30
30	40
40	50
50	60



* Order examples for complete part numbers see page 44

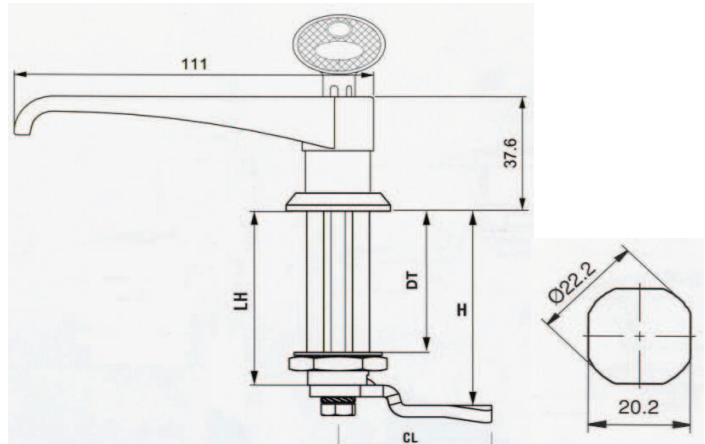
Housing

Version	Materials / Finish	Part-No.
	Zamak® DIN-EN1774-ZnAl4Cu1 chrome plated (CrVI-free)	L60F-ED-ED-DT*
	Zamak® DIN-EN1774-ZnAl4Cu1 black coated (CrVI-free)	L60F-EH-EH-DT*
	Polyamid Black PA6 GFR30	L60F-K-K-DT*

Dimensions and Hole Preparation


DT = Door Thickness

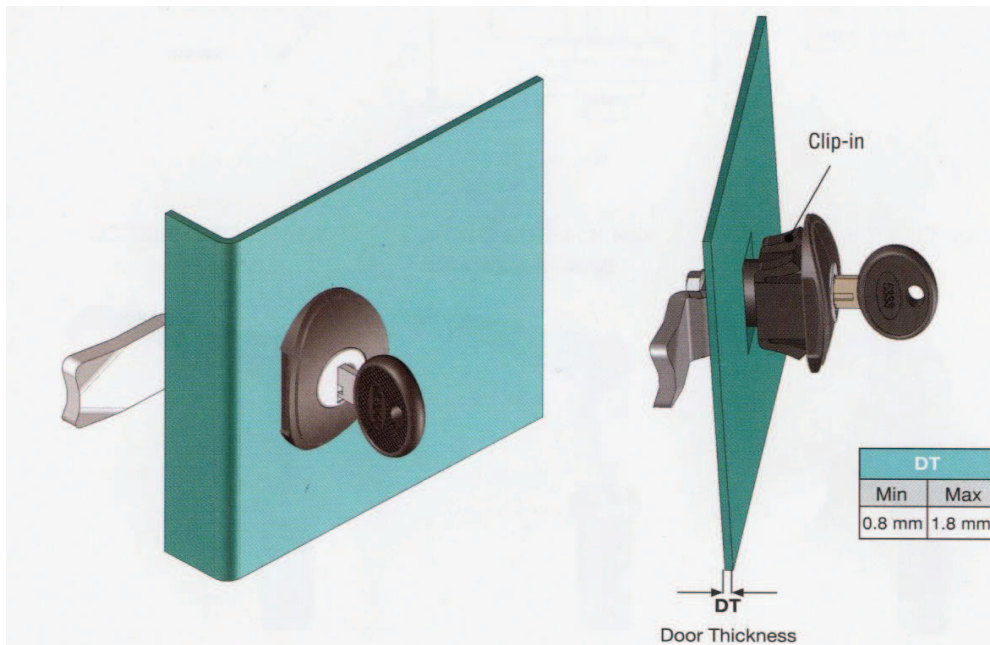
DT	LH
20	30
30	40
40	50
50	60



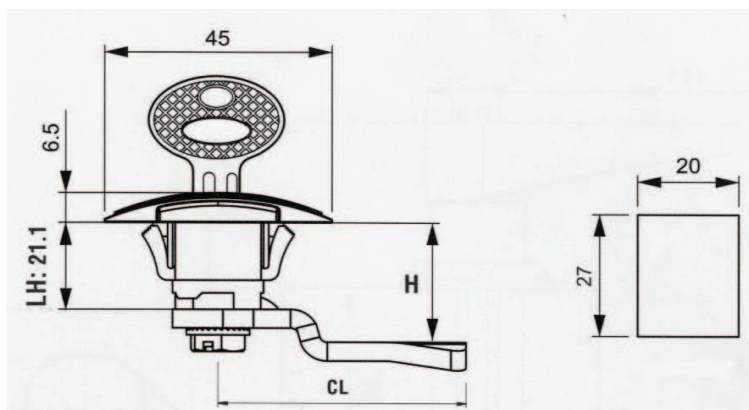
* Order examples for complete part numbers see page 44

Housing

Version	Materials / Finish	Part-No.
	Polyamid Black PA6 GFR30	L60G-K-*




Dimensions and Hole Preparation

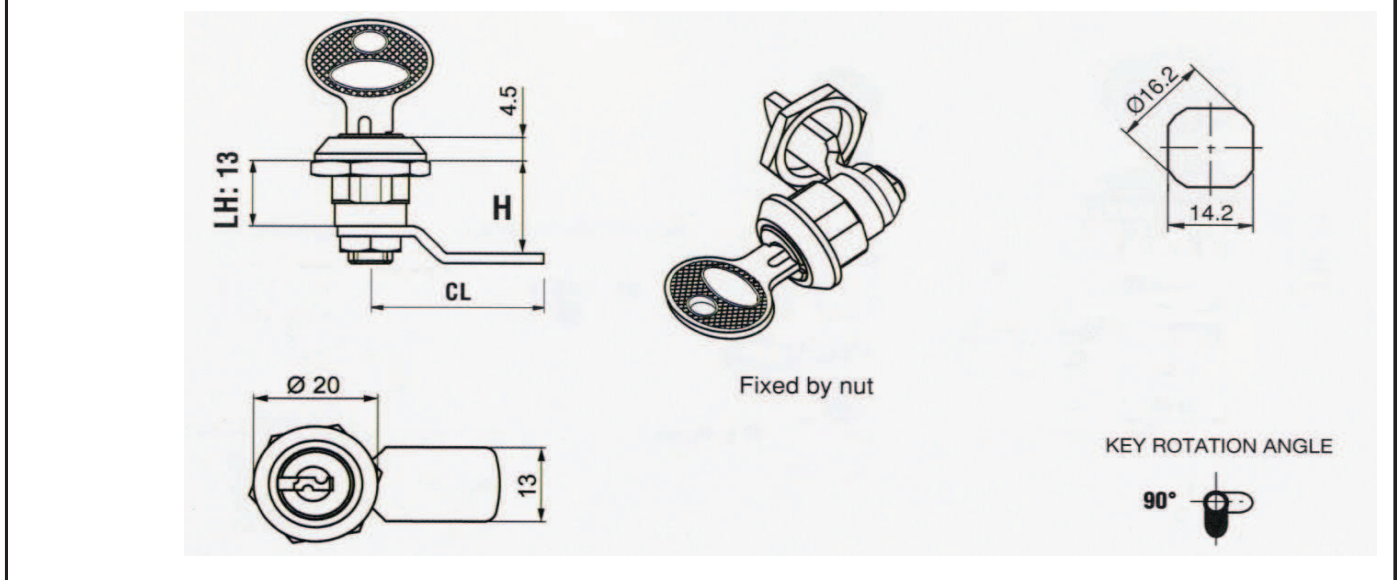


* Order examples for complete part numbers see page 44

Housing


Version	Materials / Finish	Part-No.
	Zamak® DIN-EN1774-ZnAl4Cu1 chrome plated (CrVI-free)	L60H-ED-*

Dimensions and Hole Preparation

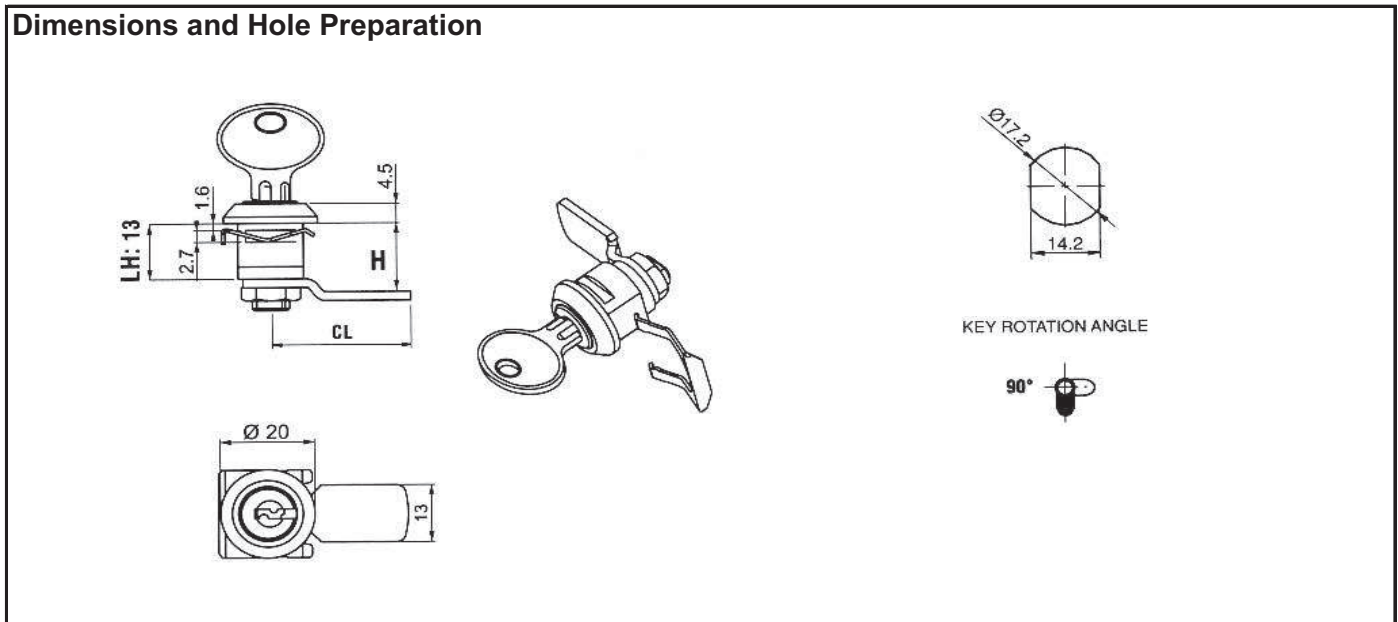


* Order examples for complete part numbers see page 44

Housing


Version	Materials / Finish	Part-No.
	Zamak® DIN-EN1774-ZnAl4Cu1 chrome plated (CrVI-free)	L60J-ED-*

Dimensions and Hole Preparation

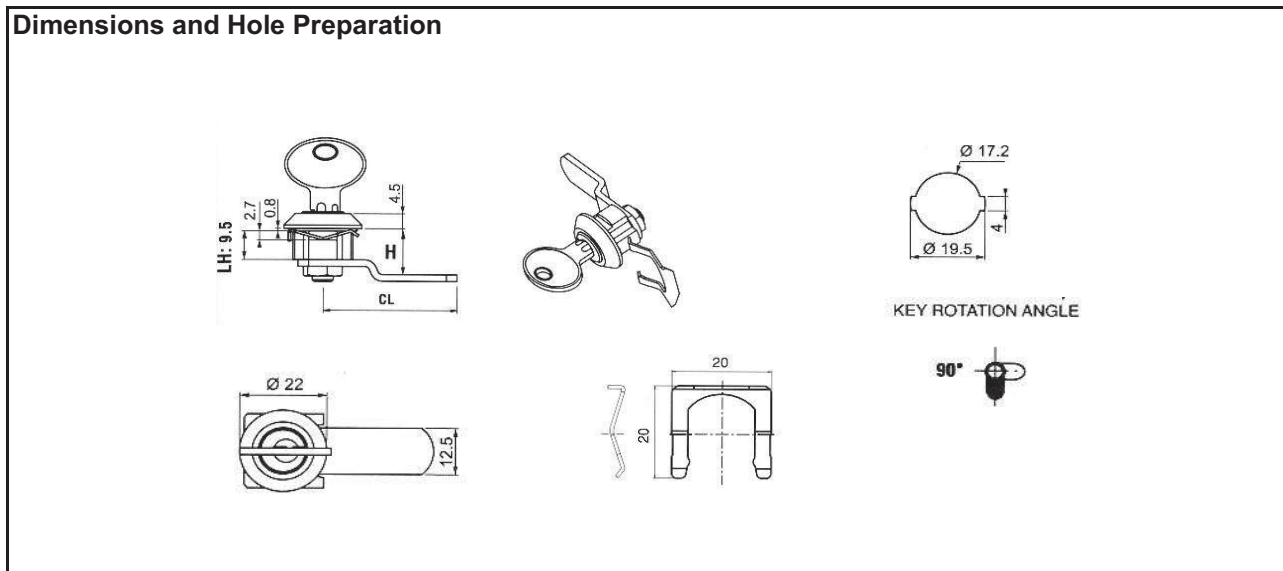


* Order examples for complete part numbers see page 44

Housing


Version	Materials / Finish	Part-No.
	Zamak® DIN-EN1774-ZnAl4Cu1 chrome plated (CrVI-free)	L60K-ED-A- (only key alike available)

Dimensions and Hole Preparation

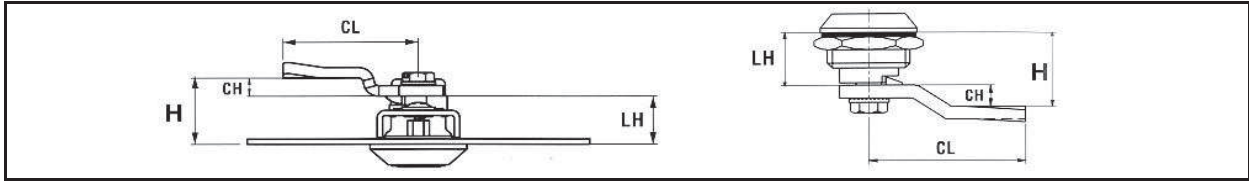


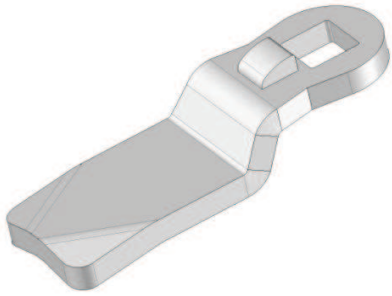
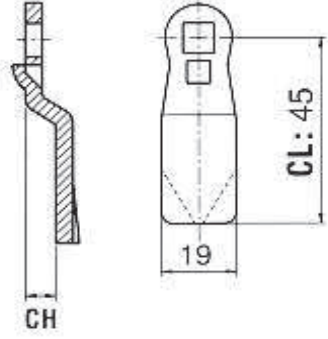
* Order examples for complete part numbers see page 44

Key Locks

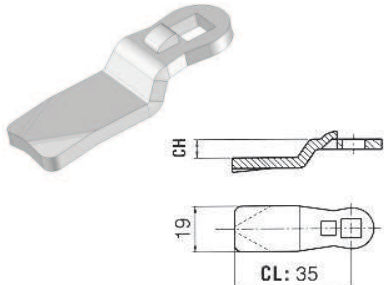
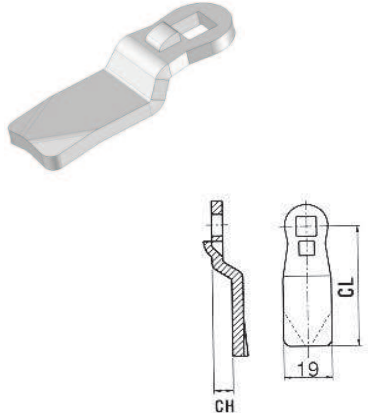
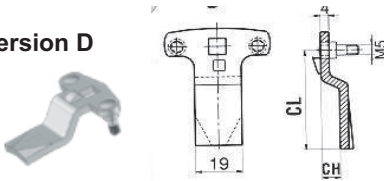
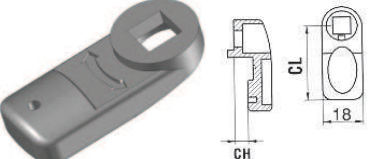
	Version	Part-No.
	Key alike	A
	Keys different (800 versions)	D
	Euro Key with stainless steel dust cap	E
	No Cylinder	N

Cams with Stopper



	H	CH	CL	Materials / Finish	Part-No.
Version A  	4,5	-14	45	Steel / Zinc plated	01AG
	6,5	-12	45	Steel / Zinc plated	02AG
	8,5	-10	45	Steel / Zinc plated	03AG
	10,5	-8	45	Steel / Zinc plated	04AG
	12,5	-6	45	Steel / Zinc plated	05AG
	14,5	-4	45	Steel / Zinc plated	06AG
	16,5	-2	45	Steel / Zinc plated	07AG
	18,5	0	45	Steel / Zinc plated	08AG
				Stainless Steel	08BP
	20,5	2	45	Stainless Steel	09BP
	21,5	3	45	Steel / Zinc plated	10AG
				Stainless Steel	10BP
	22,5	4	45	Steel / Zinc plated	11AG
				Stainless Steel	11BP
	24,5	6	45	Steel / Zinc plated	12AG
				Stainless Steel	12BP
	26,5	8	45	Steel / Zinc plated	13AG
				Stainless Steel	13BP
	28,5	10	45	Steel / Zinc plated	14AG
				Stainless Steel	14BP
	30,5	12	45	Steel / Zinc plated	15AG
			Stainless Steel	15BP	
32,5	14	45	Steel / Zinc plated	16AG	
34,5	16	45	Steel / Zinc plated	17AG	
36,5	18	45	Steel / Zinc plated	18AG	
			Stainless Steel	18BP	
38,5	20	45	Steel / Zinc plated	19AG	
40,5	22	45	Steel / Zinc plated	20AG	
42,5	24	45	Steel / Zinc plated	21AG	

Cams with Stopper

	H	CH	CL	Materials / Finish	Part-No.
Version B 	16,5	-2	35	Steel / Zinc plated	22AG
	18,5	0	35	Steel / Zinc plated	23AG
	20,5	2	35	Steel / Zinc plated	24AG
	22,5	4	35	Steel / Zinc plated	25AG
	24,5	6	35	Steel / Zinc plated	26AG
	25,5	7	35	Steel / Zinc plated	27AG
	28,5	10	35	Steel / Zinc plated	28AG
	44,5	26	35	Steel / Zinc plated	29AG
Version C 	18,5	0	29	Steel / Zinc plated	30AG
	18,5	0	38	Steel / Zinc plated	31AG
	18,5	0	66	Steel / Zinc plated	32AG
				Stainless Steel	32BP
	18,5	0	51	Steel / Zinc plated	33AG
	21,5	3	38	Steel / Zinc plated	34AG
	21,5	3	51	Steel / Zinc plated	35AG
	24,5	6	37	Steel / Zinc plated	36AG
	25,5	7	44	Steel / Zinc plated	37AG
	25,5	7	49	Steel / Zinc plated	38AG
				Stainless Steel	38BP
	28,5	10	48	Steel / Zinc plated	39AG
47,5	29	45	Steel / Zinc plated	40AG	
Version D 	18,5	0	51	Steel / Zinc plated	50AG
	25,5	7	49	Steel / Zinc plated	51AG
	30,5	12	46	Steel / Zinc plated	52AG
Version E 	14,5	-4	45	Polyamid Black	60K
	18,5	0	25	Polyamid Black	61K
	18,5	0	35	Polyamid Black	62K
	22,5	4	45	Polyamid Black	63K
	24,5	6	35	Polyamid Black	64K

Order example

Spring, Nut and Screw are always part of the set, please order like the following examples



Series CAM L60A, IP65, selected from page 31

L60AI-ED-*

Key alike
selected from page 41

A

Cam Version A, steel zinc plated, CH = 14mm
selected from page 21

16AG

Complete part number

L60AI-ED-A-16AG



Series CAM L60B, selected from page 31

L60B-ED-*

Material and finish driver

ED

Key different
selected from page 41

D

Cam Version A, steel zinc plated, CH = 14mm
selected from page 21

16AG

Complete part number

L60B-ED-ED-D-16AG

Particular Features:

- Used for the cabinets that require better sealing under vibration conditions
- Lock has 6 mm compression ratio
- Lock also provides noise isolation
- Different driver alternatives are available
- Standard cams without stopper are applied to these locks

Application:

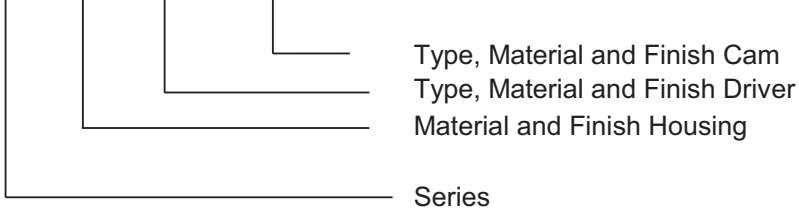
Electric panels, machinery covers, railway applications, construction equipment


Selection Instructions:

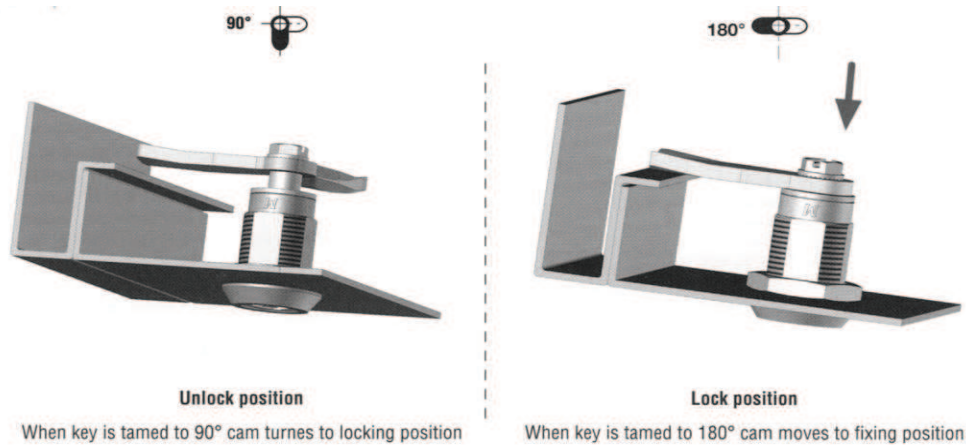
1. Select drive and cam from page 47

Part Number Example

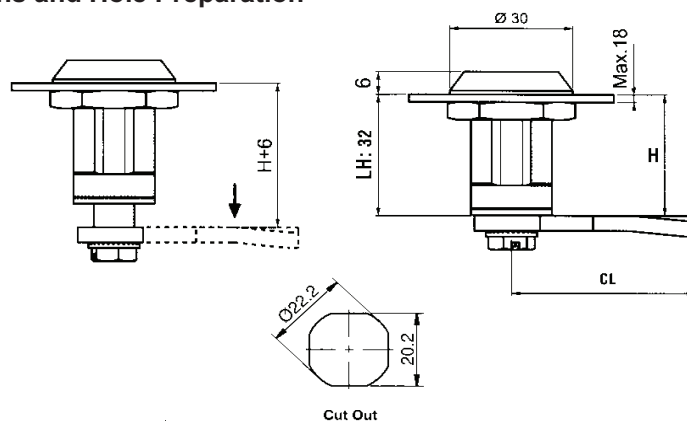
CL10 - ED - 19ED - 132AG



Version	Materials / Finish	Part-No.
	Zamak® DIN-EN1774-ZnAl4Cu1 chrome plated (CrVI-free)	CL10-ED-*
	Zamak® DIN-EN1774-ZnAl4Cu1 black coated (CrVI-free)	CL10-EH-*













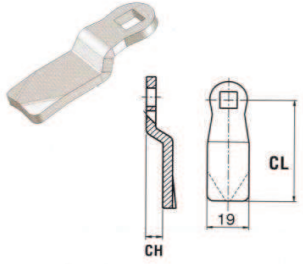
Dimensions and Hole Preparation



* drive selected from page 47

Drivers

3mm Double Bit 	5mm Double Bit 	Slot 2X4 	8mm Square 
Material / Finish Part-No. Zamak® Chrome 01ED Zamak® Black 01EH	Material / Finish Part-No. Zamak® Chrome 02ED Zamak® Black 02EH	Material / Finish Part-No. Zamak® Chrome 03ED Zamak® Black 03EH	Material / Finish Part-No. Zamak® Chrome 07ED Zamak® Black 07EH
Railway 	7mm Triangular 	8mm Triangular 	8mm Inner Hexagon 
Material / Finish Part-No. Zamak® Chrome 08ED Zamak® Black 08EH	Material / Finish Part-No. Zamak® Chrome 10ED Zamak® Black 10EH	Material / Finish Part-No. Zamak® Chrome 11ED Zamak® Black 11EH	Material / Finish Part-No. Zamak® Chrome 13ED Zamak® Black 13EH
8mm Hexagon with security pin 	Tubular Key 		
Material / Finish Part-No. Zamak® Chrome 18ED Zamak® Black 18EH	Material / Finish Part-No. Zamak® Chrome 19ED Zamak® Black 19EH		

Cams	H	CH	CL	Materials / Finish	Part-No.
	32	0	29	Steel / Zinc plated	130AG
	32	0	38	Steel / Zinc plated	131AG
	32	0	45	Steel / Zinc plated	108AG
	32	0	51	Steel / Zinc plated	133AG
	32	0	66	Steel / Zinc plated	132AG
	35	3	38	Steel / Zinc plated	134AG
	35	3	45	Steel / Zinc plated	110AG
	35	3	51	Steel / Zinc plated	135AG
	38	6	37	Steel / Zinc plated	136AG
	38	6	45	Steel / Zinc plated	112AG
	39	7	44	Steel / Zinc plated	137AG
	39	7	49	Steel / Zinc plated	138AG
	42	10	48	Steel / Zinc plated	139AG
	44	12	45	Steel / Zinc plated	115 AG

Particular Features:

Used for the cabinets that require better sealing under vibration conditions

Lock has 6 mm compression ratio

Provides widegrip range with adjustable screw

Lock also provides noise isolation

Different driver alternatives are available

3 different cam alternatives are available

Application:

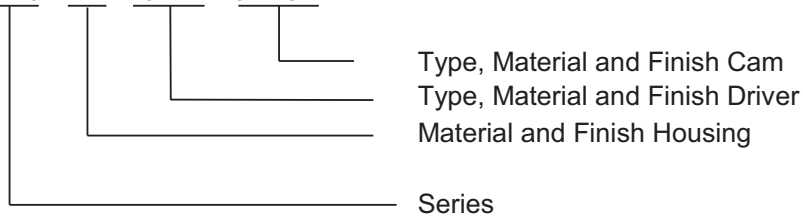
Electric panels, machinery covers, railway applications, construction equipment


Selection Instructions:

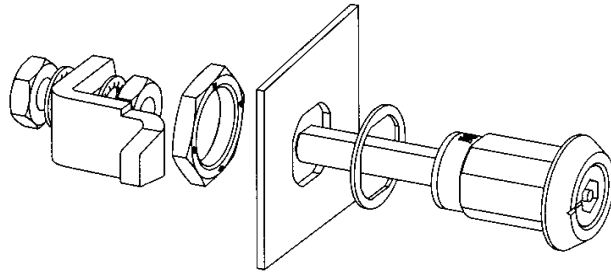
1. Select drive and cam from page 50

Part Number Example

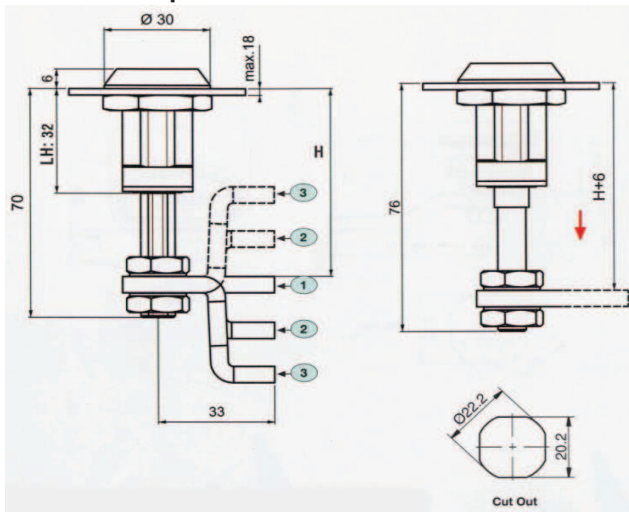
CL20 - ED - 20ED - 197AG



Version	Materials / Finish	Part-No.
	Zamak® DIN-EN1774-ZnAl4Cu1 chrome plated (CrVI-free)	CL20-ED-*
	Zamak® DIN-EN1774-ZnAl4Cu1 black coated (CrVI-free)	CL20-EH-*





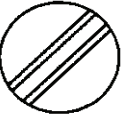







Dimensions and Hole Preparation


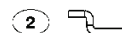
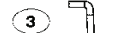


CL and H according to Cam,
see page 47

* drive selected from page 50

Drivers

3mm Double Bit 	5mm Double Bit 	Slot 2X4 	8mm Square 
Material / Finish Part-No. Zamak® Chrome 01ED Zamak® Black 01EH	Material / Finish Part-No. Zamak® Chrome 02ED Zamak® Black 02EH	Material / Finish Part-No. Zamak® Chrome 03ED Zamak® Black 03EH	Material / Finish Part-No. Zamak® Chrome 07ED Zamak® Black 07EH
Railway 	7mm Triangular 	8mm Triangular 	8mm Inner Hexagon 
Material / Finish Part-No. Zamak® Chrome 08ED Zamak® Black 08EH	Material / Finish Part-No. Zamak® Chrome 10ED Zamak® Black 10EH	Material / Finish Part-No. Zamak® Chrome 11ED Zamak® Black 11EH	Material / Finish Part-No. Zamak® Chrome 13ED Zamak® Black 13EH
8mm Hexagon with security pin 	Tubular Key 		
Material / Finish Part-No. Zamak® Chrome 18ED Zamak® Black 18EH	Material / Finish Part-No. Zamak® Chrome 19ED Zamak® Black 19EH		

Cams	H		CH	CL	Materials / Finish	Part-No.
	min	max				
	32	58	0	33	Steel / Zinc plated	195AG
	24	72	14	33	Steel / Zinc plated	196AG
	10	85	27,5	33	Steel / Zinc plated	197AG

Particular Features:

- Suitable for steel and polyester panels
- Standard cut out
- Suitable for panels with 0.8 mm to 2 mm
- IP54



Application:

Electric panels, machinery covers

Version	Materials / Finish	Part-No.
<p>L70A L70B</p>	Polyamid Black PA6 GFR30 IP54 left hand	L70AI-K-*-L L70BI-K-*-L
	Polyamid Black PA6 GFR30 IP54 right hand	L70AI-K-*-R L70BI-K-*-R

Cams	H (CH+29)	CH	CL	Materials / Finish	* Part-No.
	29	0	23	Steel / Zinc plated	001AG
	29	0	33	Steel / Zinc plated	002AG
	43	14	33	Steel / Zinc plated	003AG
	39	10	37	Steel / Zinc plated	004AG
	36	7	40	Steel / Zinc plated	005AG
	29	0	43	Steel / Zinc plated	006AG
	32	3	48	Steel / Zinc plated	007AG

Dimensions and Hole Preparation

